




THANKS AI


Original App

**Introduction of Functions and
Download Method**



An original App packed with functions that allow you to experience and expand Thanks AI activities.


Start by downloading iOS version or Android version!



Notes on Download (Push Notification)

On iOS devices, when installing the app, a pop-up (guidance) will appear asking if you want to allow notifications sent from the app. Please be sure to select “Allow”. If this setting is not allowed, you will not receive notifications even if push notifications are turned ON in the app settings.

On Android devices, “Allow notifications” is the default setting. (After installation, you can set notifications in "Settings" on each mobile device)



Notes on Download (Login)

- * The login user ID and password are the same as those set on member's Back Office.
- * When inputting the login user ID, please be noted that the member ID always ends with "000".

Example: If member ID: 1234567000 is abbreviated and entered as 1234567, you cannot log in. You can check your member ID on Back Office's registration information.

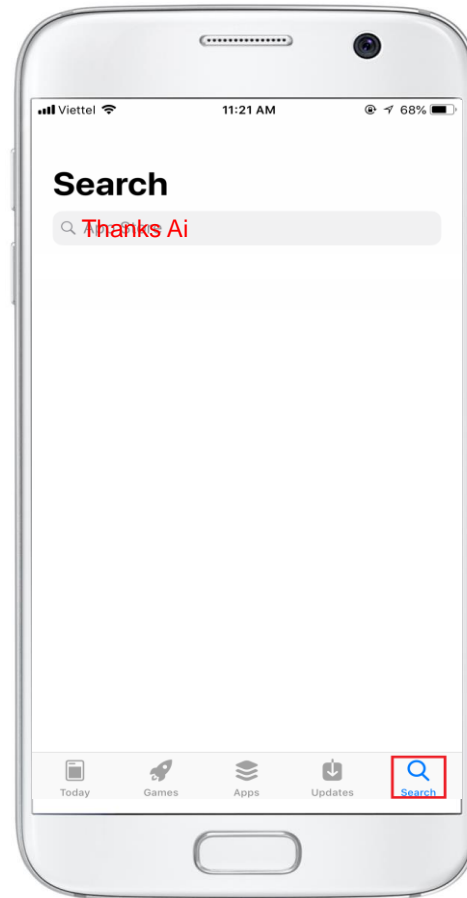
- * Same as member's Back Office, password is required to reset for the first time of login after registration.

iOS - Installation Method


Tap **[App Store]**
on iPhone home screen



Search for 「Thanks AI」



Tap "Get" to start downloading



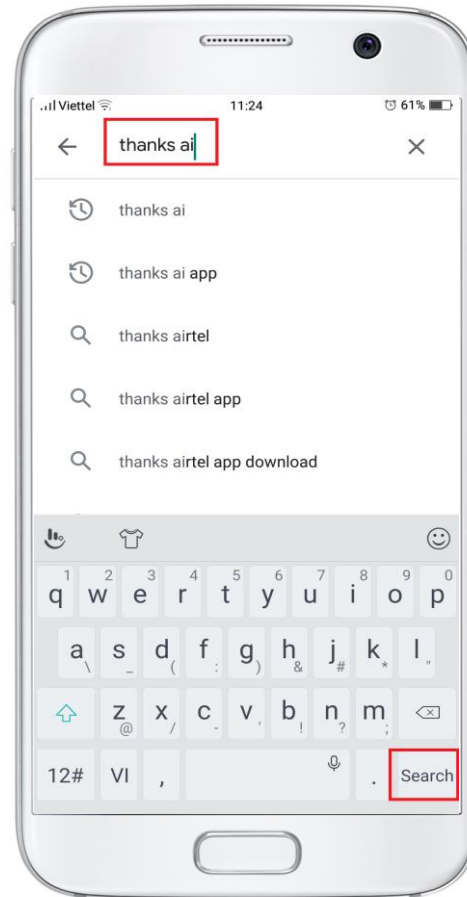
※Wifi環境下でのダウンロードをおすすめいたします

Android version download method


Tap **[Play Store]**
on Android home screen




Search for 「Thanks AI」



Tap "Install" to start downloading



* Installation under Wi-Fi environment
• System recommended environment when using the app Android 4.4 or later

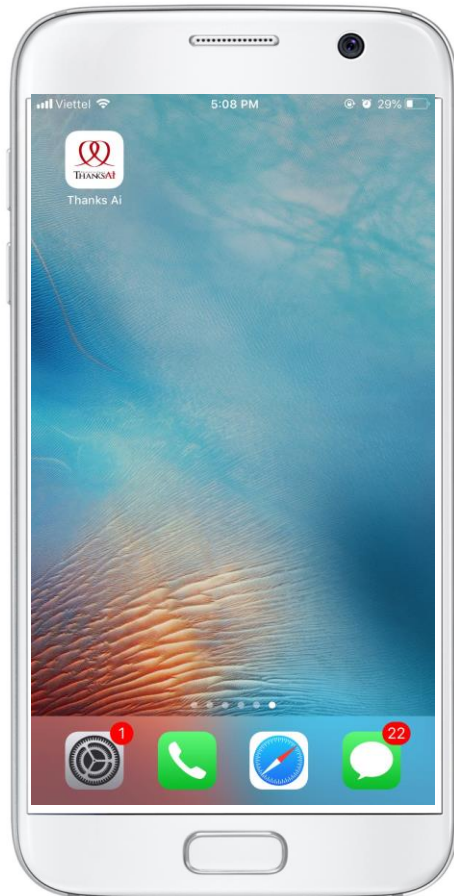


Full of functions that allow you to experience & expand Thanks AI activities !!


- Direct referral purchase (number of purchasers)
- New register in group
- Rank up
- Rank up soon
- Pair bonus level increase
- E-Mail magazine
- Not purchase this month (5 business days before the end of the month)
- Before changing to Revocation (in the 6th month without purchasing)
- Order deadline

Function Introduction Log in

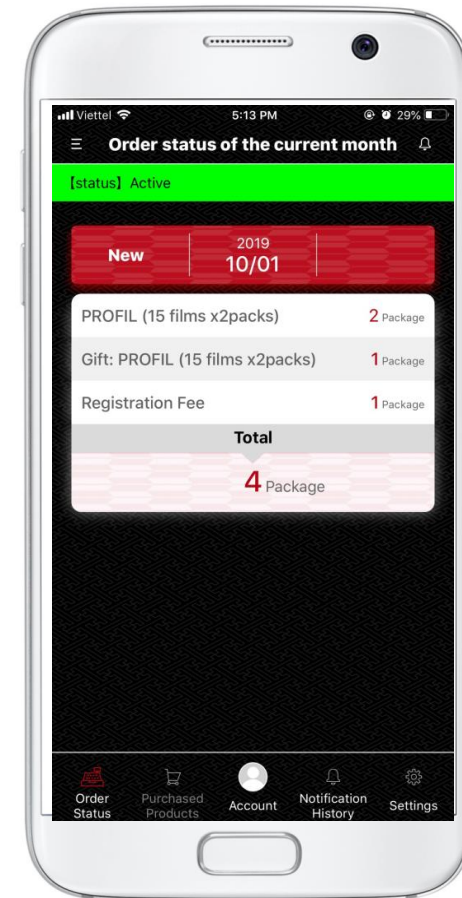
Tap **Thanks AI icon**
on home screen



The login screen will appear.
Enter your registered ID number and password.



After login,
the initial screen will display.

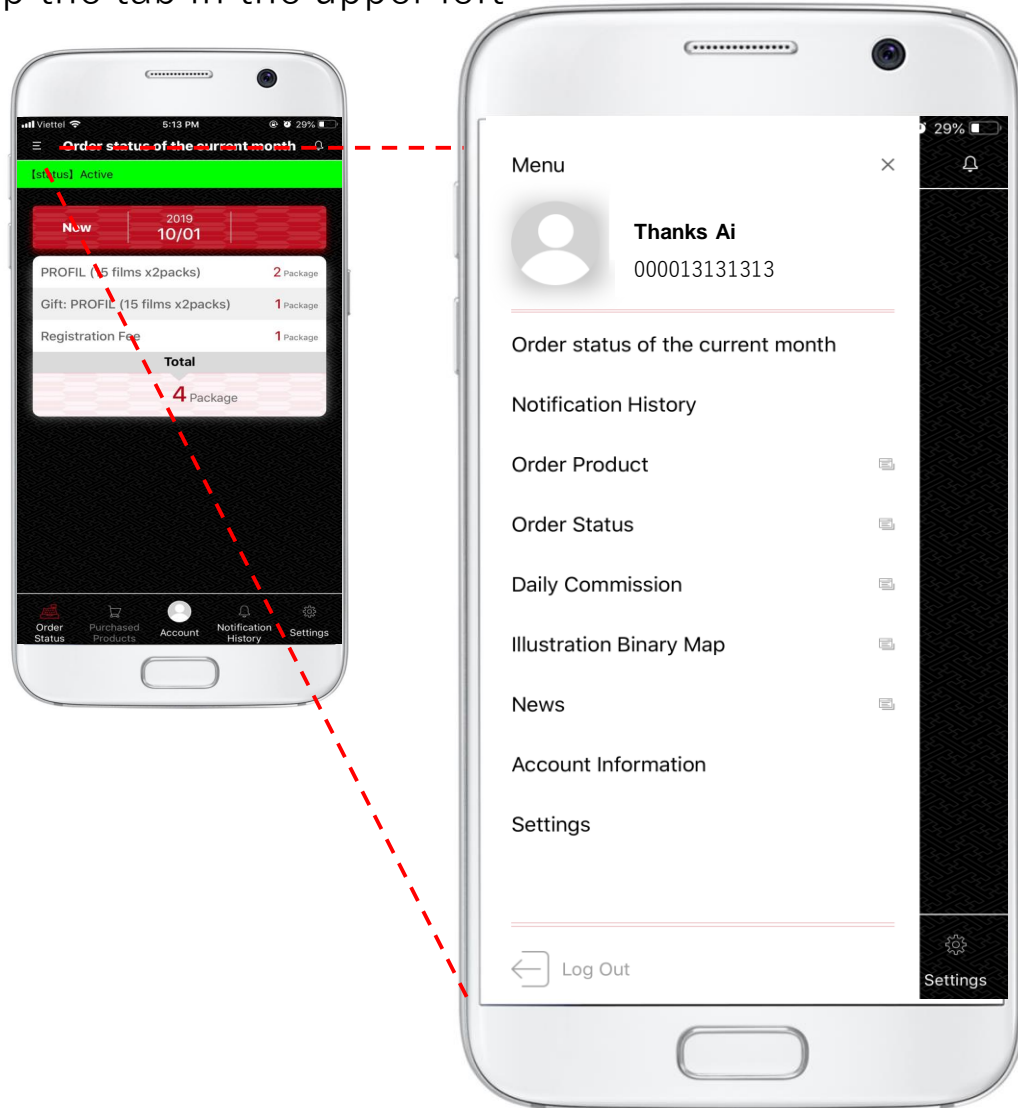


*Please do not omit the last 3 digits "000" of your member ID.

* If you do not log out, there is no need to enter your ID / password from the next time.

Main Functions

Tap the tab in the upper left



【Items】

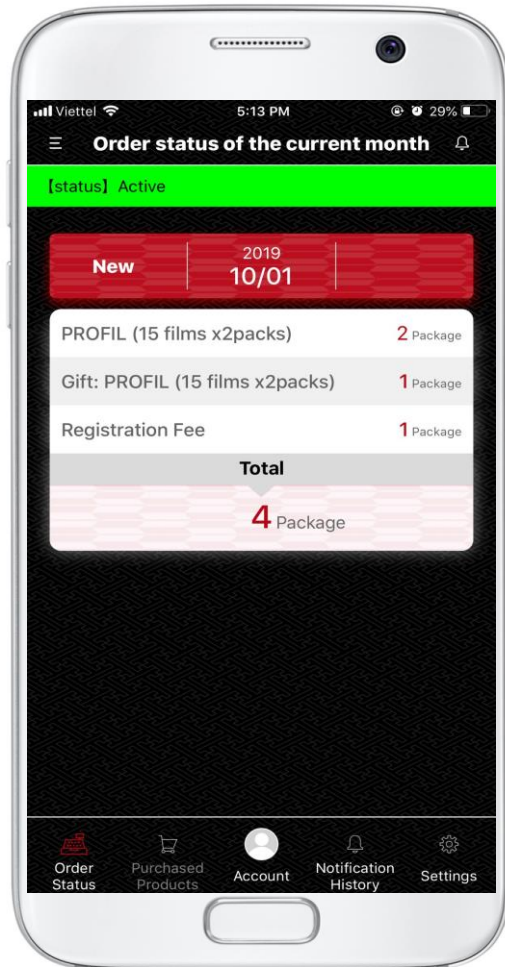
- Order status of the current month
- Notification History
- Order Product
- Order Status
- Daily Commission
- Illustration Binary Map
- News
- Account Information
- Settings

Function Introduction

Order Status of the current month – Order Products

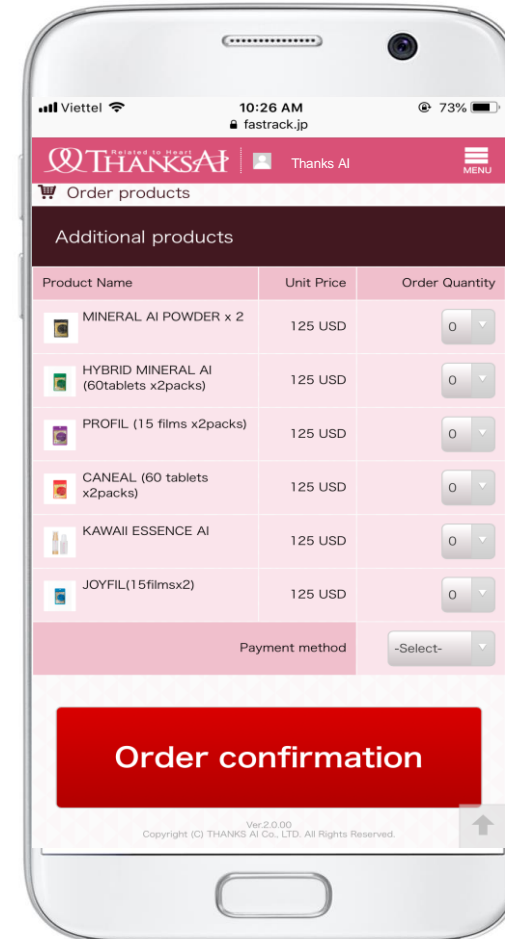
Order status of the current month

You can see your product purchase status of this month



Order Products

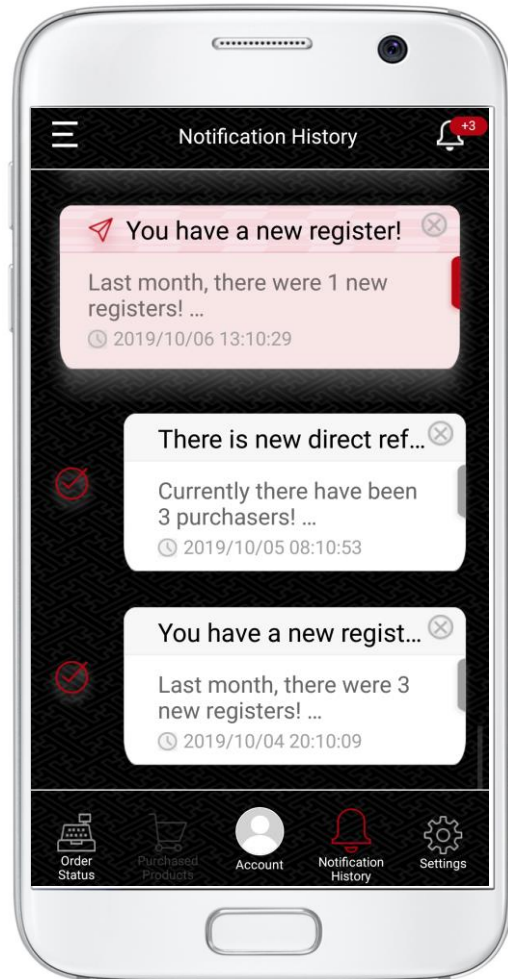
Directly move to BO page > Order Product screen.



Function Introduction – Notification History

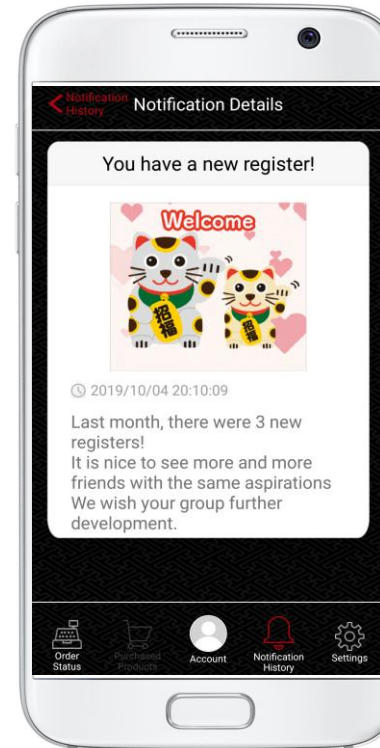
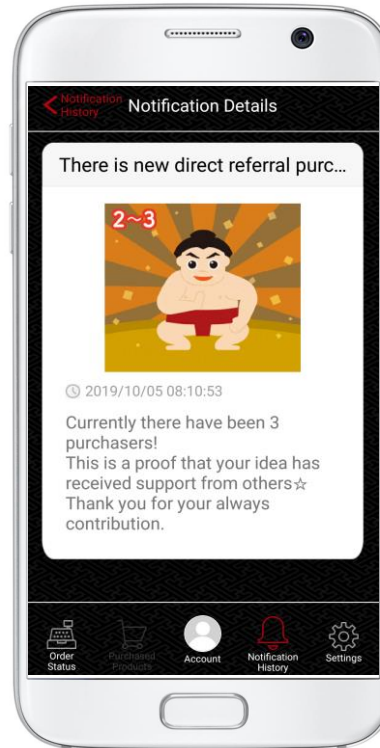
Notification History

You can check notification history such as business information



Notification content

Such push notifications as business information which bring you the chance to experience the spread of Thanks AI activities.



【Notification content】

- Direct referral purchase (number of purchasers)
- New register in group
- Rank up
- Rank up soon
- Pair bonus level increase
- E-Mail magazine
- Not purchase this month (5 business days before the end of the month)
- Before changing to Revocation (in the 6th month without purchasing)
- Order deadline

Function Introduction – Sales status, Daily commission, Illustration binary map

Order Status

Directly move to the BO page >
Commission Graph.



Daily Commission

Directly move to the BO page > Daily
Bonus.

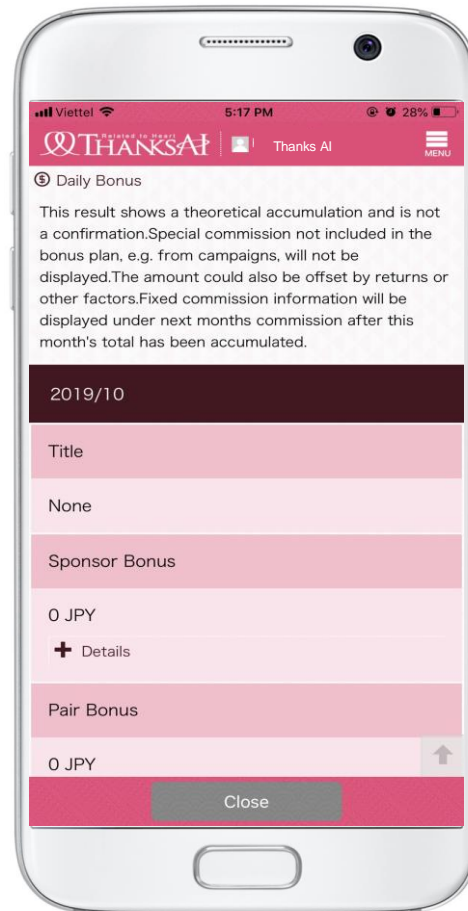



Illustration Binary map

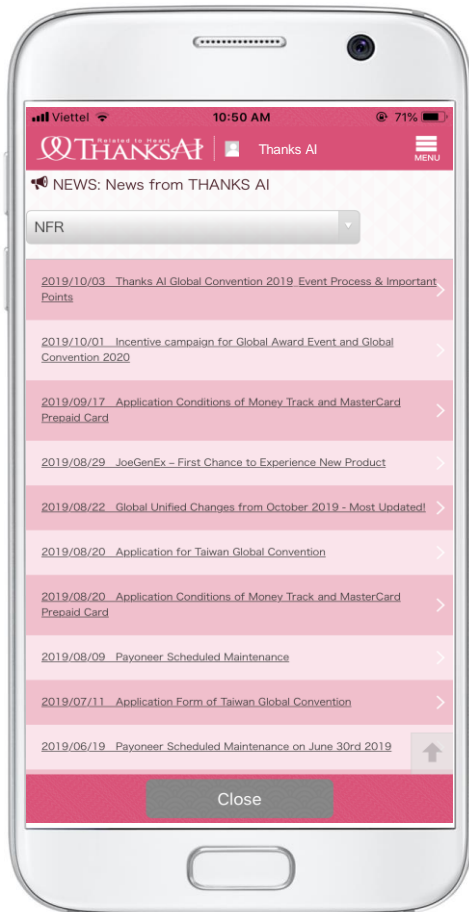
Directly move to the BO page >
Illustration Binary Map.



Function Introduction – Account Information, Settings

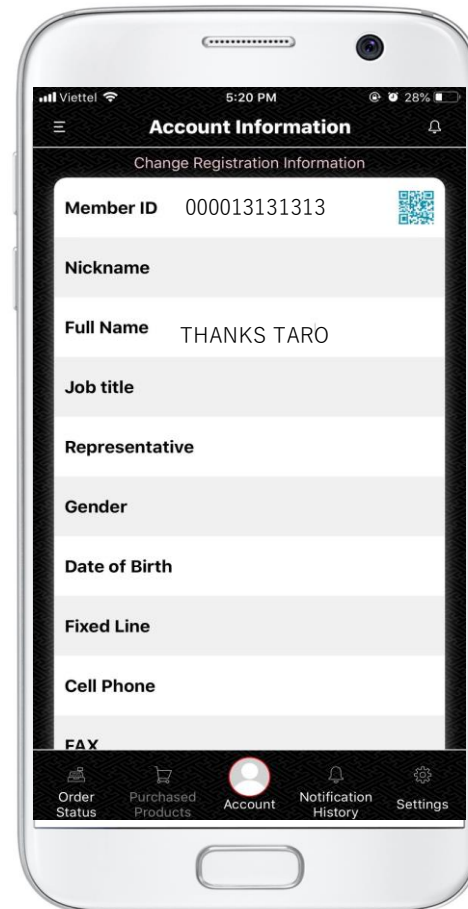
News

Directly move to BO page > News



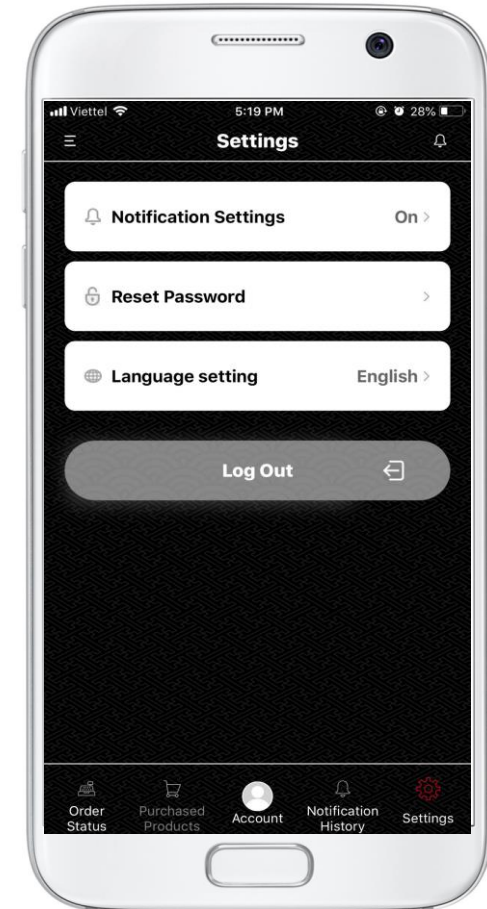
Account information

You can check your registered account information.



Settings

You can configure the app settings.



Function Introduction Items summary

- Order status of the current month

You can see your product purchase status of this month

- Notification history

You can check notification history such as business information.

- Order Product

Directly move to the BO page > Order Product screen.

- Order Status

Directly move to BO page > Commission Graph.

- Daily commission

Directly move to BO page > Daily Bonus.

- Illustration binary map

Directly move to BO page > Illustration Binary Map

- News

Directly move to BO page > News

- Account Information

You can check your registered account information.

- Settings

You can configure the app settings.